

inSPIRE Study Respiratory and GI Illness Activity

Preliminary Report Date: 2025-01-09

Summary

This page displays preliminary results from the inSPIRE research study. Marshfield Clinic Health System patients may be asked to participate in the inSPIRE study during or after telehealth, outpatient, emergency department, or hospital medical encounters if they have acute respiratory illness (ARI) or acute gastroenteritis (AGE). Study participants with ARI have throat and nasal swab specimens collected for respiratory pathogen identification. Study participants with AGE submit stool samples for gastrointestinal pathogen identification.

These data are preliminary, intended for informational purposes, and subject to the limitations below:

- Testing and enrollment is not complete for most recent month shown. Trends displayed below should be interpreted with caution, especially during recent weeks shaded in gray within the charts.
- The numbers of stool samples tested in any month may be relatively small and testing may be particularly delayed. As a result, positivity estimates are unstable especially in the most recent month.
- A small number of participants may have been tested more than once during the same illness.
- Other data limitations may be present.

For more complete reports of respiratory and gastrointestinal pathogen activity please visit:

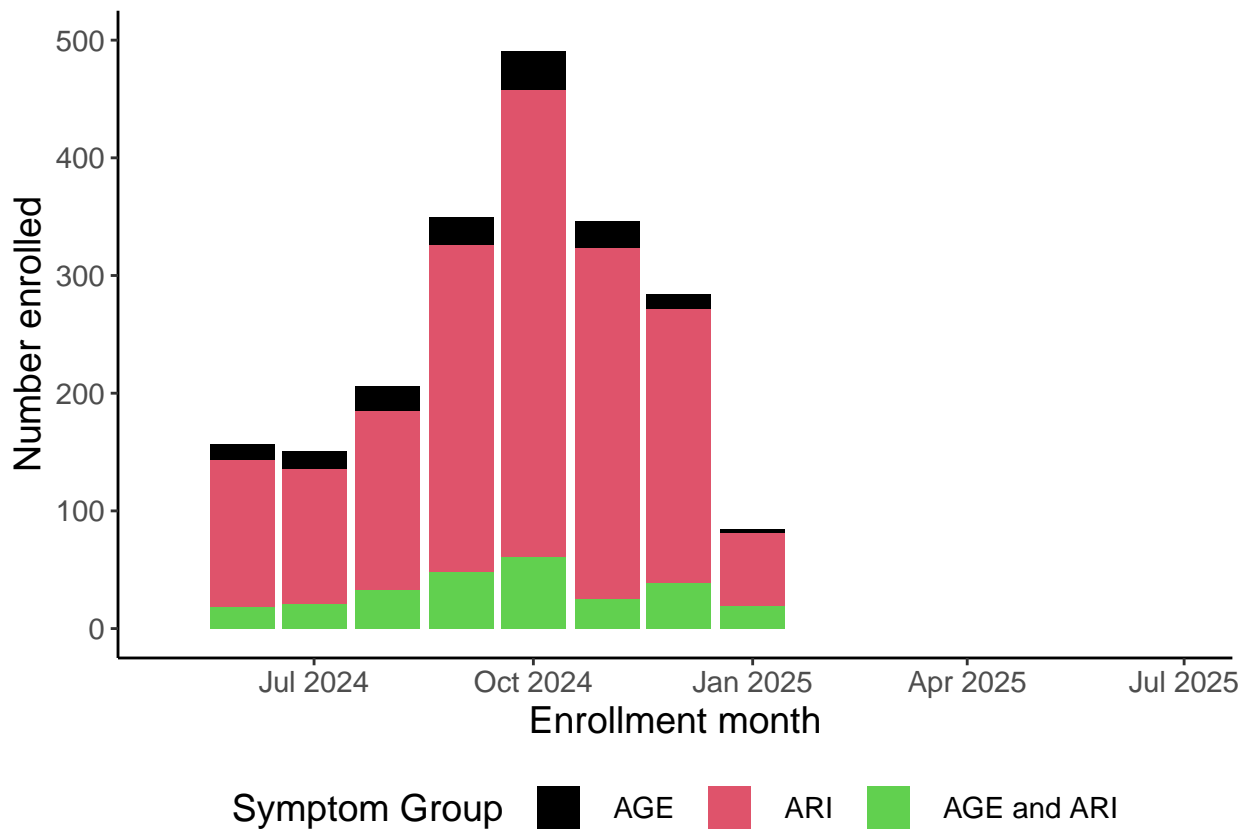
- [Centers for Disease Control and Prevention Respiratory Virus Activity](#)
- [Wisconsin Department of Health Services Respiratory Virus Activity](#)
- [Wisconsin State Laboratory of Hygiene Gastropathogen Surveillance](#)

If you have questions or suggestions, please email: inSPIREstudy@marshfieldresearch.org

A total of 2,068 participants have been enrolled in the inSPIRE study.

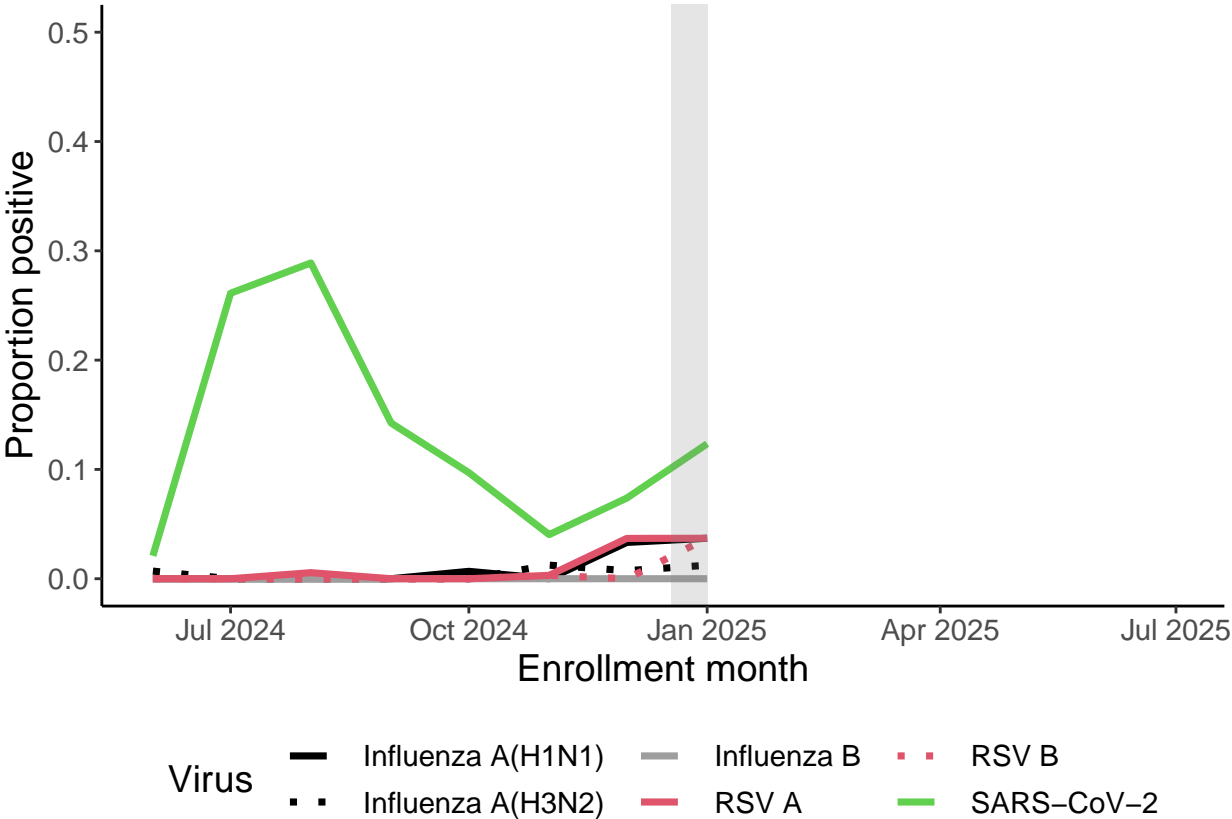
- SARS-CoV-2, influenza, RSV, and *Mycoplasma pneumoniae* are currently the predominant circulating respiratory pathogens.
- Influenza and RSV activity is increasing locally.
- Enteropathogenic *E. coli* and *C. difficile* have been the most commonly detected gastrointestinal pathogens in the inSPIRE study.
- Norovirus activity is increasing locally.

Enrollment



Abbreviations: AGE, Acute gastroenteritis; ARI, Acute respiratory illness.

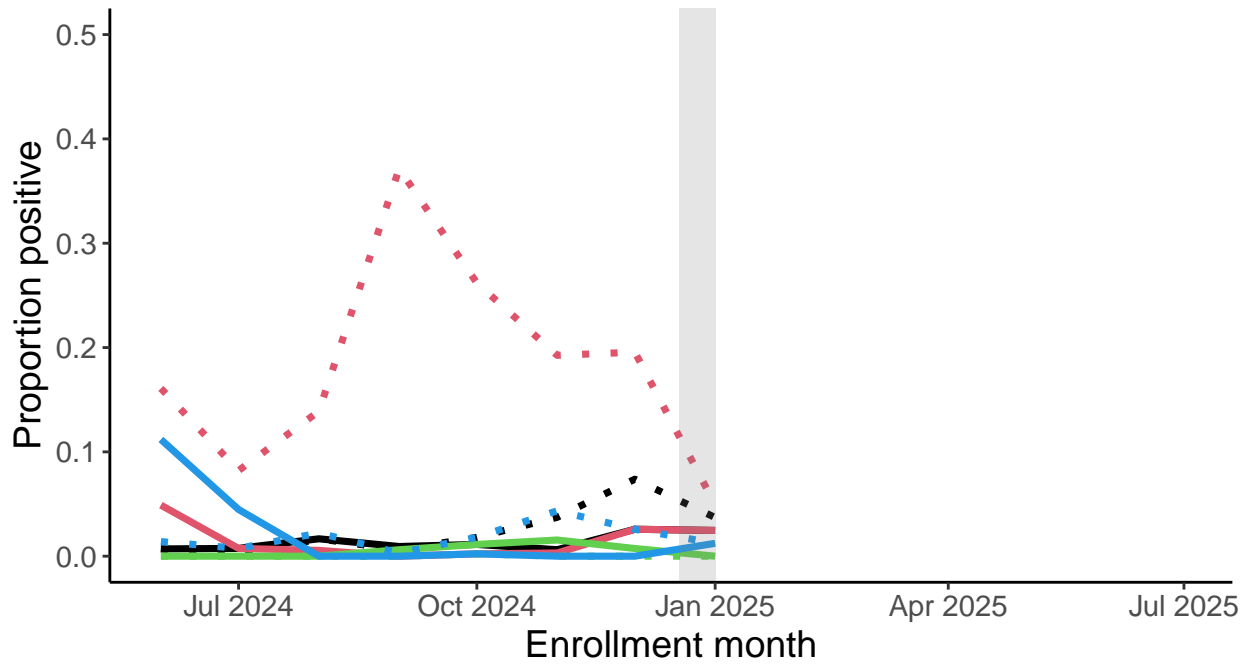
Influenza, Respiratory Syncytial Virus (RSV), and SARS-CoV-2



Note: Data within gray shaded areas may be incomplete and unstable. Interpret with caution.

Abbreviations: RSV, Respiratory Syncytial Virus.

Other Respiratory Viruses

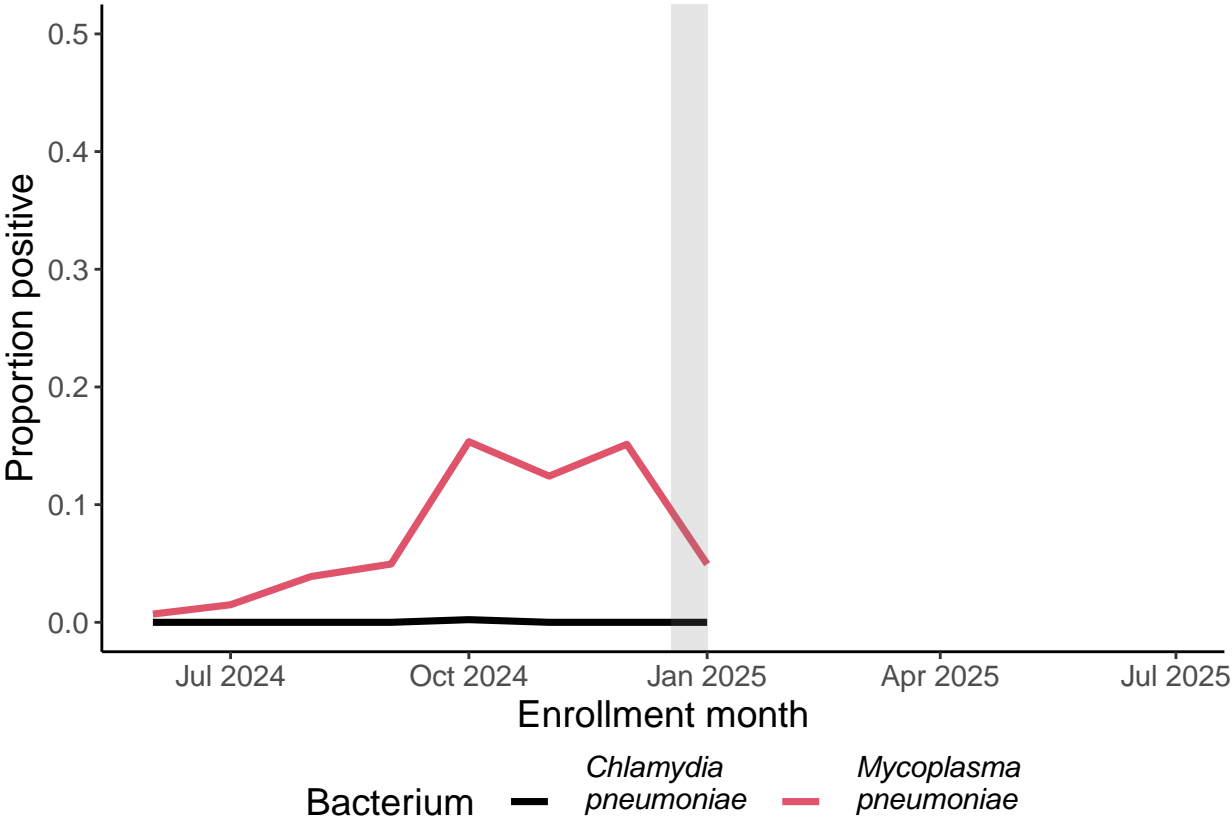


Virus

- Adenovirus
- Human Metapneumovirus
- Parainfluenza 1
- Parainfluenza 3
- Common-cold coronaviruses
- Rhinovirus/Enterovirus
- Parainfluenza 2
- Parainfluenza 4

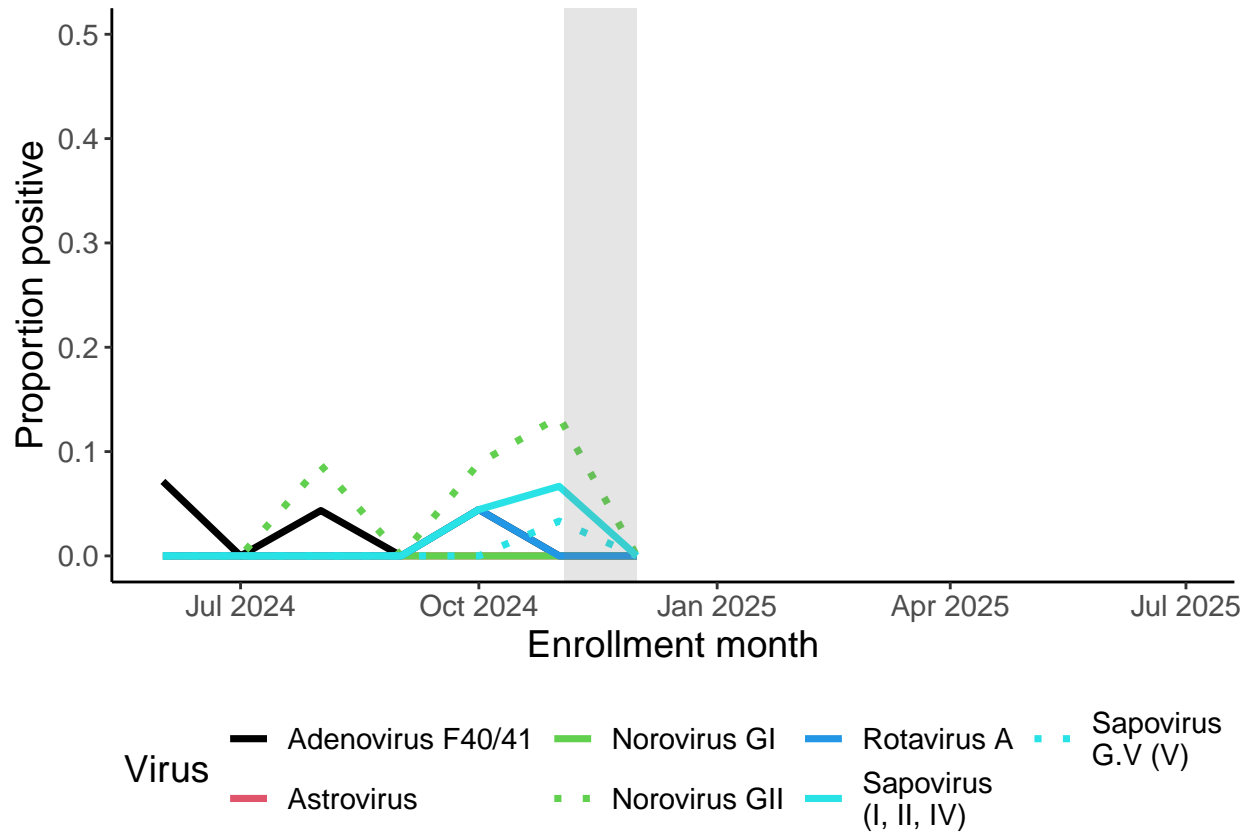
Note: Data within gray shaded areas may be incomplete and unstable. Interpret with caution.

Bacterial Respiratory Pathogens



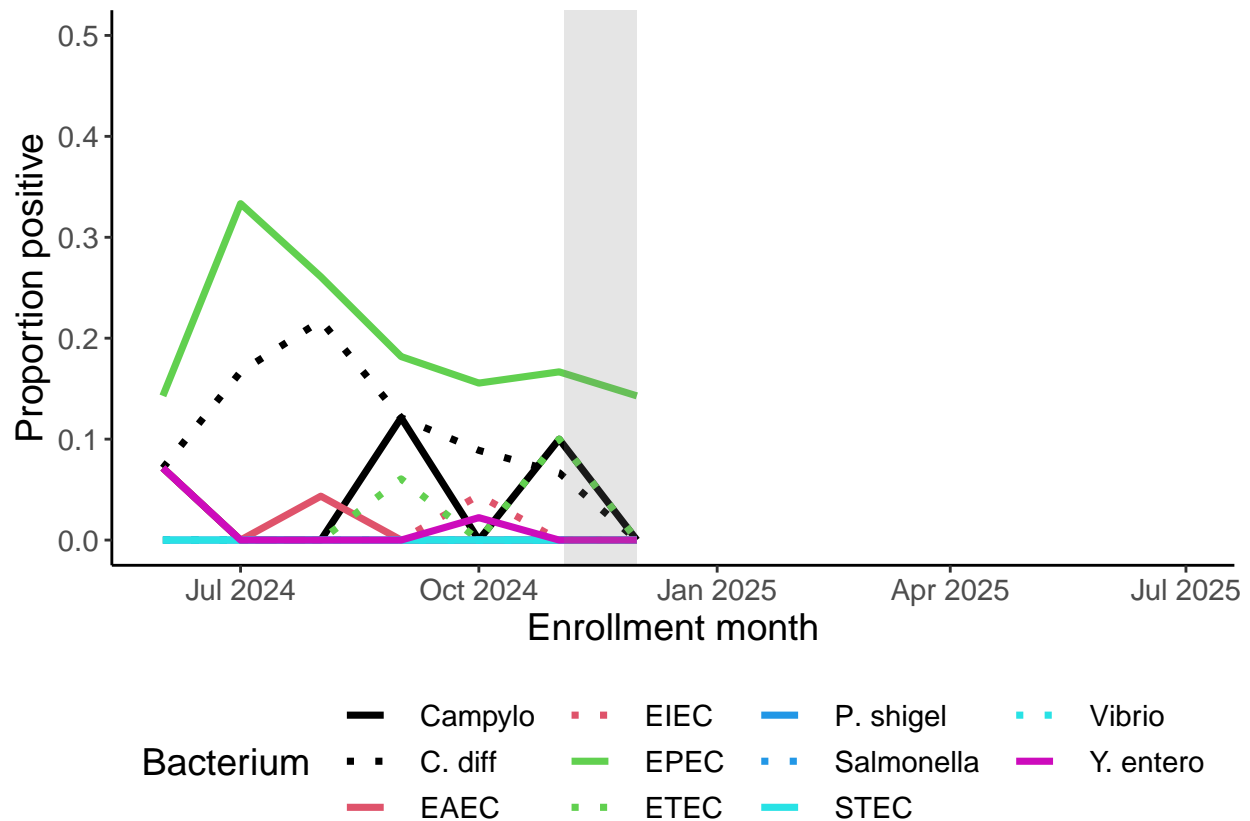
Note: Data within gray shaded areas may be incomplete and unstable. Interpret with caution.

Viral Gastrointestinal Pathogens



Note: Data within gray shaded areas may be incomplete and unstable. Interpret with caution.

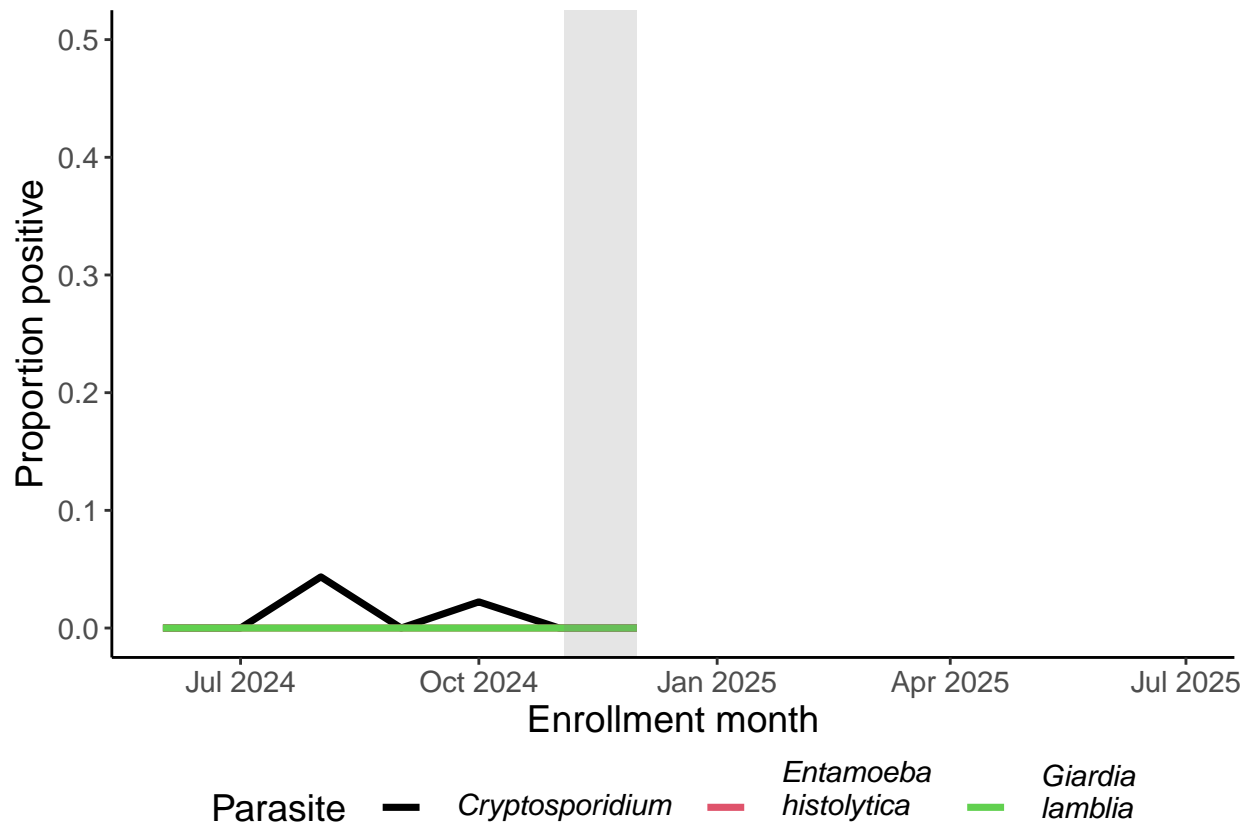
Bacterial Gastrointestinal Pathogens



Note: Data within gray shaded areas may be incomplete and unstable. Interpret with caution.

Abbreviations: Campylo, *Campylobacter*; C. diff, *Clostridioides difficile*; EAEC, Enterocaggregative *E. coli*; EIEC, Enteroinvasive *E. coli*; EPEC, Enteropathogenic *E. coli*; ETEC, Enterotoxigenic *E. coli*; P. shigel, *Plesiomonas shigelloides*; STEC, Shiga toxin-producing *E. coli*; Y. entero, *Yersinia enterocolitica*.

Parasitic Gastrointestinal Pathogens



Note: Data within gray shaded areas may be incomplete and unstable. Interpret with caution.