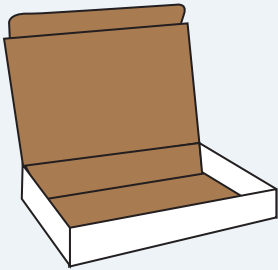


# Nose Sample Collection Kit

Questions: Please call 800-468-9700 (toll-free)

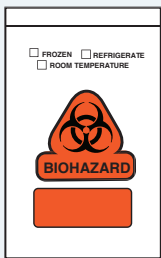
## Each kit contains:



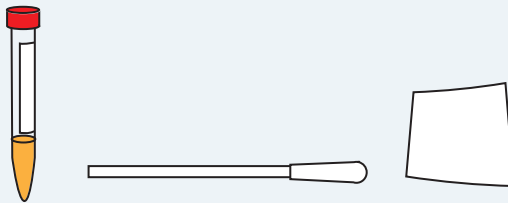
(1) Box



(1) Prepaid shipping envelope



(1) Biohazard bag



### Inside the biohazard bag:

- (1) Collection tube containing liquid
- (1) Sterile swab that looks like a long Q-Tip
- (1) Absorbent sheet




### Other items needed:

- (1) Clean cup or glass
- (1) Ball point pen or thin permanent marker
- (1) Mask - We recommend wearing a mask if you are collecting a sample from another person




1



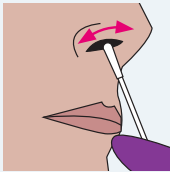
Wash and dry hands before opening the kit.  
Get a clean cup or glass, and a pen.

4



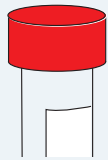
Remove the cap on the tube.  
Put the tube in the cup or glass so it stays upright.

7



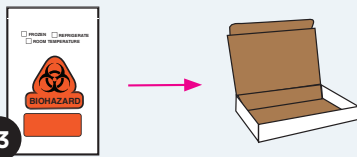
Take the swab out of the nostril.  
**Repeat step 6** with the other nostril, using the same swab.

10




Screw the cap back on the tube tightly.

13



Put the biohazard bag inside the box.  
Close the box.

2



Remove the swab, and tube from the biohazard bag.  
Put the items on a clean, dry surface.  
Do **NOT** remove the absorbent sheet from the bag.

5



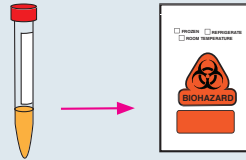
Open the swab package.  
Do **NOT** touch the tip of the swab with your fingers or any other surface.

8



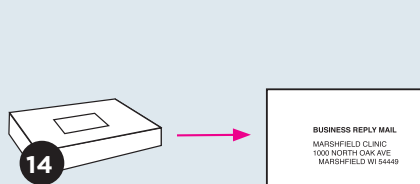
Put the swab in the tube with the swab **TIP DOWN**.

11




Put the tube into the biohazard bag.  
Seal the bag; remove any excess air by putting the bag flat on the table and gently pushing on the bag before sealing.

14



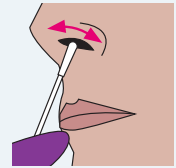
Put the box inside the mailing envelope.  
Seal the envelope.

3



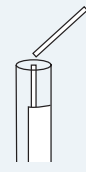
Write today's date on the label on the outside of the biohazard bag.  
Answer the question about your symptoms below the date.

6



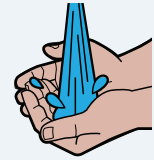
Gently insert the swab into the nose until you can no longer see the tip.  
Rotate the swab around the entire inside of the nostril at least two times.

9



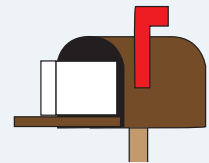
Find the break line on the swab handle.  
Bend the swab handle against the edge of the tube at the break line until it snaps off.  
Throw away the top of the swab handle that you touched.

12



Wash and dry your hands again.

15



Mail the kit as soon as possible.  
Do **NOT** put it in the mail on Sunday.